

*Whatever The Conditions, We've Got You Covered!*



**Never Settle, Use Metal!**

**STEEL TILE<sup>TM</sup> CO.**  
METAL ROOFING MANUFACTURERS



## Welcome to Steel Tile Co.

Steel Tile Co. is the largest metal roofing profiled tile panel manufacturer in Canada. As a family owned company since 1986, Steel Tile has grown to be a leader in the industry, covering homes, farms and businesses across North America and Europe. Our reputation for quality and durability is second to none. We know the building industry, from residential to agricultural and commercial, we understand the value of metal roofs and siding, and the buildings they cover.

No matter how unassuming or lavish the exterior of a building may be, businesses and homeowners alike are discovering the clear advantages of a Steel Tile metal roof. A metal roof not only protects your largest investment, it will be the crowning statement for all to see. If your home is truly your castle, then it deserves the strength, versatility and durability only a metal roof can deliver. Metal roofs offer informed buyers exceptional value and the widest selection of profiles and designer colours to complement any building style.

Steel Tile panels and trims are manufactured at our centrally located facility in Innisfil, Ontario and shipped to discerning contractors and homeowners across North America. Our showroom is open to the public and we invite you to come by and let our experienced professionals answer any of your questions to help you make the right roofing choice that will last a lifetime.



*Made in Canada  
to combat extreme  
Canadian weather  
conditions.*

## Selecting a look that's right for you.

The visual height of a panel is an important consideration when choosing a metal roofing system. Rib panels give a 'softer' continuous look, while profiled panels generally have a raised step pattern that commands your attention. Both the rib and profile panels are connected to the roof using colour matched exposed fasteners (screws). Standing Seam roofs use concealed fasteners meaning all you will ever see is clean distinctive vertical lines that run the entire length of the roof (no visible screws). Every Steel Tile metal roofing system has matching accessories and trims to complete the look.

## All metals are NOT the same.

Don't be fooled by companies trying to pass off tin or aluminum panels as being just as strong and durable as a roll-formed steel panel roof. Steel Tile uses only the highest grade 26 or 29 gauge G-90 Galvanized steel manufactured to meet strict standards and specifications.

Gauge is the measurement of sheet metal thickness. The lower the gauge number, the thicker the material. Steel Tile provides panels in three thicknesses. 29, 26 and special order 24 gauge steel. Our most popular panel the Summit, capitalizes on using 29 gauge steel because of the distinctive rib pattern that makes it one of the stiffest and strongest load bearing panels in the industry. Other rib and profile panels are manufactured with 26 gauge thicker metal and offer the same outstanding structural performance and superior durability. Standing seam metal roofs are produced from 26 gauge steel and can be special ordered using 24 gauge steel.

## Colour choice.

Steel Tile panels, including accessories, trims and flashings, are available in 14 standard colours and one special wall finish to achieve your design vision. Three Crinkle colours are available in 26 gauge steel, the Crinkle black panel can also be ordered in 29 gauge. The advanced Weather XL technology is formulated with a proprietary durable resin which provides superior resistance to chalking and fading, especially in extreme heat and UV exposure locations. Weather XL paints exceptional coating hardness, flex ratio and abrasion resistance out-performs other finishes in the harshest of climates. Weather XL paint provides a new level of long term exterior performance for building product applications, backed by the best warranty in the business.

*Complimentary colour chips are available at our sales office.*



## Some Metal Roofing Myths

### **“Metal roofs are noisy, when it rains”**

This is one of the most common misconceptions of residential metal roofing. This myth was born from the use of metal on large open beamed old barns, garden sheds and storage buildings. The main differences between an open barn and a residential roof is updated building standards, insulation, a solid plywood base and approved underlayments. These elements combined dampen any noise, resulting in a roof that is just as quiet as any other roofing material.

### **“Metal roofs rust easily.”**

Metal roofs and coatings have come a long way. Steel Tile features advanced Weather XL technology that is formulated with a proprietary durable resin which provides superior resistance especially in extreme heat and UV exposure locations. Weather XL protective paints have undergone real-world weathering tests to ensure your metal roof will remain impervious to corrosion for decades to come.

### **“Metal roofs are prone to lightning strikes.”**

Lightning strikes may occur at the highest point of any area, regardless of material. Metal roofs have the same chance of being struck as a regular asphalt shingled roof in the same location.

### **“You can't stand or walk on a metal roof.”**

Metal roofing is very durable. You can walk or safely stand between the ribs on a metal roof without causing damage to the panel. The plywood deck or strapping under the metal panels provide ample support to hold a person. Always use safety precautions and a secured harness when on a roof.

### **“Metal roofs are too heavy for a structure.”**

A fully installed metal roof is generally 1/3 the weight of an asphalt roof and surprisingly 75% lighter than fiber cement shakes and slate.

### **“Metal roofs get hot.”**

Under sunlight all roofs get hot. However, Weather XL cool roof ceramic pigments reflect heat up and away from buildings. Metal also releases solar heat quicker than asphalt shingles reducing the heat load on a home. Studies show that reflective metal roofs reduce the homes cooling efficiency during hot summer months by up to 35%, saving energy and money.

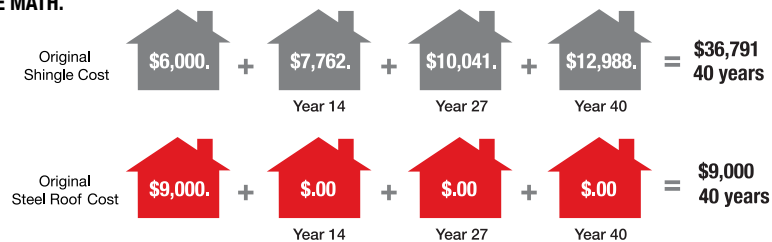
## Optimal performance.

"How long will any roof last?" The lifespan of any roof is dependent on several factors including, materials, location, weather conditions and the contractor. Cost can sometimes be a deciding factor when choosing between a metal roof and other less durable roofing materials. It's important to consider individual home ownership goals before purchasing.

Would you buy a house if the exterior walls needed to be replaced every 10-15 years? Not likely. Yet millions of homeowners annually purchase homes with asphalt shingle roofs that may only last 15 years at best. A typical asphalt roof will last between 8 and 15 years with a pro-rated limited warranty. A metal roof on the other hand that can withstand high winds and heavy snow loads, will not split, crack, burn or blister is backed by a 40-year transferable warranty. Your roof could last upwards of 70 years according to the Roofers Union of Canada, when properly installed and maintained.



### DO THE MATH.




*Based on average increased roofing costs calculated year over year. Actual costs may vary.*

## Make it pitch perfect.

Designed to accommodate practically any roofing gradient. Each roofing panel is ideal for several applications ranging from low to steep sloping roofs and suitable down to a specific minimum roof pitch or slope. Common residential roofs are 4/12, 6/12, and 8/12 gable, hip and mono-pitched roofs. Contact our sales team for a no obligation estimate.

## Light weight, year round installation.

Metal roofing panels weigh less than half the weight of traditional shingles per sq. ft. Metal roofs can be installed with 1"x4" strapping over existing asphalt shingles. This procedure eliminates the need for costly disposal and reduces the amount of material that is sent to our already overburdened landfill sites. No need to wait for summer to install a roof, metal roofs are regularly installed all year round. The old shingles can act as a sound barrier and provide an extra layer of insulation against snow and the sun's rays.



## The full-length panel advantage.

Steel Tile manufactures full-length custom-cut panels up to 28 feet in length. There are several advantages to using a Steel Tile metal roofing system, including minimal on-site preparation, faster installation per square foot, resulting in time and cost savings. Fewer horizontal seams reduce the possibility of leaks unlike smaller multi-panelled clip-on roofing systems. Full-length panels can be applied directly onto a plywood base for newer construction or routinely placed over top of existing shingles. This process is common and will not overload the roof structure. Strapping will allow adequate venting between layers. Our panels are rigorously tested and meet Miami-Dade and Florida Building Code requirements - the toughest hurricane approval bodies in the world.



## LASTING VALUE

*The first thing any potential home buyer will notice when purchasing a home is the roof. A Steel Tile metal roof not only adds curb appeal but lasting value, while providing homeowners or new buyers confidence in knowing their investment will be protected for years to come without the uncertain burden of additional roofing repair costs.*



## ECO-FRIENDLY

*Surprisingly, roughly twenty billion pounds of asphalt-based roofing materials are discarded annually in Canada. Almost all of it is dumped in municipal or private construction demolition landfill sites. A Steel Tile metal roof will most likely out last the purchaser's home ownership. Our paint finishes are guaranteed for forty years alone.*

## EASY INSTALLATION

*Metal roofing panels can be installed directly over old worn-out roofing shingles. The light weight panels can be secured to 1"x 4" strapping for renovations or onto a plywood base for newer construction.*



## ROT AND MOLD

*Metal is actually one of the best roofing materials available when it comes to preventing condensation, rot and mold. Built-in water channels naturally disperse and whisk away moisture and debris, unlike other roofing materials that are prone to absorption and mildew growth.*



## FIRE RESISTANT

*Metal by its very nature is non-combustible making it virtually fire resistant. Compared to other roofing material options, Steel Tile metal panels are by far the safest non-combustible roofing alternative available. Many insurance companies recognize the benefits of a metal roof by offering owners cost saving discounted coverage.*



## EXTREME WEATHER

*No other part of the home is exposed to extreme weather and the sun's UV rays than a roof. It plays a crucial role in regulating the homes overall temperature, comfort and energy efficiency. Unlike asphalt shingles that retain heat and moisture, Steel Tile metal roofs are embedded with Weather XL cool roof ceramic pigments that reflect heat up and away from buildings.*

## ANIMAL DAMAGE

*Nesting rodents cause thousands of dollars in roofing damage every year. Rotting shingled roofs are easy targets for animals to gnaw or chew their way into homes and cottages. The smooth, solid metal surface make it tougher to rip apart and act as a deterrent for animals to grip or climb.*



## MULTIPLE OPTIONS

*Choose from a wide variety of profile and colour options, Steel Tile metal roofs and trims are customizable to compliment any architectural style. Metal roofs are unmistakable and aesthetically pleasing, making a statement while preserving all the benefits only metal can provide.*



# PROTECTION THAT LASTS A LIFETIME!

*Steel Tile Metal Roofs repel wind, rain, and moisture.*

*Our full length custom cut panels overlap along the entire length of the roofing panel, forming a tight seal, eliminating gaps and reducing multiple seams where wind-driven rain and moisture may enter.*

*A Steel Tile Metal Roof protects a home 365 days a year, 24 hours a day.*

*Ready for any weather condition, year after year.*



# SUMMIT

## Benefits

Strongest and stiffest load bearing panel

Ideal for heavy snowload locations

Use on roofs or as exterior wall panels

Custom cut panels up to 28ft. lengths

## Rib Panel



Multi-purpose  
**Roof or Walls**



### STANDARD COLOURS

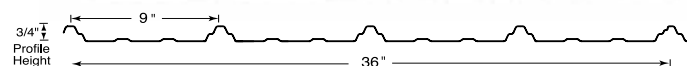


### CRINKLE SMP SERIES



## Affordable, strength, style and durability all in one!

The Summit panel is one of the most versatile and economically priced panels on the market. Designed with appearance and durability in mind, the Summit panel has a distinctive rib pattern that makes it one of the stiffest and strongest load bearing ribbed panels in the industry. Manufactured from 29 gauge full hard G-90 Galvanized steel substrate.



The Summit panel is corrosion resistant and provides hassle-free long term performance. The Summit panel is fast becoming a preferred residential and cottage roofing favourite for its notable stylish appearance. Originally manufactured for post-frame applications, the Summit panel is a natural choice for exterior building wall liners. The galvanized panels are made to custom cut lengths of up to 28 feet long. The Summit panel can be installed directly over plywood sheeting for new construction or over existing shingles with 1"x 4" horizontal strapping.

# MUSKOKA

## Benefits

Custom cut panels up to 28 ft. available

Widest rib panel on the market

Use on roofs or as exterior wall panels

Multiple architectural applications

## Rib Panel



Largest coverage  
**30% Extra**  
Multi-purpose panel



### STANDARD COLOURS

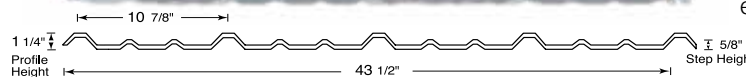


### CRINKLE SMP SERIES



## Outstanding coverage and reliable performance.

The Muskoka panel incorporates the latest metal forming technology with top quality material and finishes to create a distinctive continuous look that is virtually seamless. Steel Tile's Muskoka panel is 30% wider than traditional diamond rib panels, translating to faster installation per square foot. Superior spanability combined with 26 gauge G90 Galvanized steel provides long-term building performance. No other panel comes close - It's simply the best!



Designed to meet the harshest weather and load conditions, Steel Tile's Muskoka panel will not crack, shrink or burn, it sheds rain and snow more effectively and is virtually maintenance free. The Muskoka panel is a natural choice for large agricultural, light industrial buildings, cottages and residential applications. This panel has a 3/4" high rib at 10 7/8" running vertically. Muskoka panels can be custom cut to any length up to 28 ft. For new construction the panel can be installed directly on to 1/2" plywood or over existing shingled roofs with 1" x 4" horizontal strapping.

# SLATE SHAKE

## Benefits

Authentic slate or cedar shake appearance

Raised seam prevents water penetration

Applies directly over shingles, with strapping

Shake pattern repeats every 16 inches

## Profile Panel



### STANDARD COLOURS

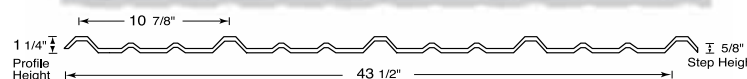



### CRINKLE SMP SERIES



## Combine West Cost style with lasting resilience.

Take the opportunity to add value and character to your home. Whether you're looking to impress your neighbours or stand out from the crowd, Steel Tile's Slate Shake panel will add a new level of style and security to your home. Slate shake metal roofing panels are an excellent choice, designed to mimic the time-honoured beauty of a slate or cedar shake roof, this classic appearance will set any home apart.



A 5/8" step spaced every 16" vertically along the panel gives Steel Tile's Slate Shake panels the appearance of an authentic slate or cedar shake roof at a reduced cost. The galvanized panels are made to custom cut lengths of up to 28 feet long. Fewer horizontal seams help eliminate the potential for any leaks. Panels can be installed directly over existing shingles with 1" x 4" horizontal strapping attached to the roof or applied directly on to 1/2" plywood and approved building paper.

# ELITE

## Benefits

*Classic Dutch  
clay appearance  
without the cost*

*Strong & durable,  
fits with many  
building styles*

*Light weight  
corrosion  
resistant panels*

*Fewer seams  
prevent water  
penetration*

## Profile Panel



**Custom  
Cut Panels  
up to 28 FT.  
Lengths**



### STANDARD COLOURS

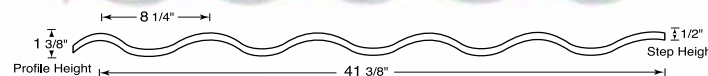
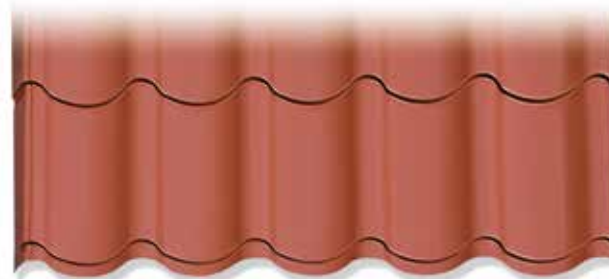


### CRINKLE SMP SERIES



## The look of clay, the performance of steel!

Achieve the same look and durable performance of a Dutch clay roof by incorporating Steel Tile's Elite metal roofing panel. The Elite roofing panel system is significantly lighter and more cost effective than a conventional clay tile roof. Metal roofing panels eliminate the need for specialized clay roofing installers and the possible additional expense of upgrading structural home supports to handle the added weight of traditional clay tiles.



Capturing the essence and character of a barrel Dutch clay appearance, the distinctive wave pattern profile creates a novel European feel. Steel Tile's Elite panel is designed to protect homes from heavy snow, strong winds and penetrating rain. The offset pattern has a 1/2" step every 16" that captures the light and dramatically commands your attention. Perfect for estate homes, cottages and boathouses. Colour matching trims and accessories are available to complete the project.

# KATECH

## Benefits

*Mediterranean inspired clay tile appearance*

*Compliments any architectural style*

*Energy efficient, reduces surface temperature*

*Anti-siphon water-channel system*

## Profile Panel



Custom Cut Panels  
up to **28 FT.**  
Lengths



### STANDARD COLOURS

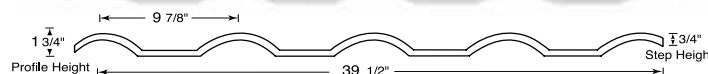


### CRINKLE SMP SERIES



## A century old appearance, polished by durability!

Clay tile roofs have been around for hundreds of years and are often associated with or inspired by Mediterranean and Spanish architecture. This roofing appearance complements a variety of building styles. From modern to traditional, Steel Tile's Katech clay style roof can enhance the look of exterior brick or stone masonry, making it compatible with many trending new home designs.



The Katech profile is unique and simulates the classic clay tile appearance. With a 3/4" step every 16" along the length of the panel allowing the curved highlighted patterns to stand out. The interlocking stepped profile effectively sheds rain and moisture for a virtually leak proof roof. A Katech metal roof easily integrates into any rural acreage lot or blends into many established inner city neighbourhoods while maintaining a familiar appearance. Set yourself apart and make a time honoured statement.

# INTERIOR WALLS

## Benefits

Custom orders to fit multiple wall sizes

Easy install and maintenance free

Can be installed horizontal or vertically

Crisp clear lines create a dramatic appearance

## Rib Panel

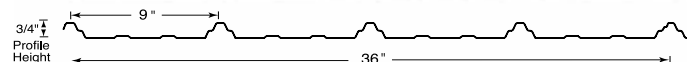


Bright white Interior Paint finish only



## Visually pleasing, practical and functional.

Metal panels aren't just for roofing, Steel Tile's interior wall panels deliver a crisp and seamless appearance to any interior wall or ceiling project. Interior wall panels transform garages, shops, and interior commercial buildings into bright, clean, durable, user friendly environments, requiring little to no maintenance.



The thirty six inch wide panel allows for exceptional rigidity and superior coverage. Summit wall panels can be ordered in custom lengths and are an affordable long lasting feature that most contractors or do-it-yourselfers can manage. The interior panel is available in a bright white polyester paint finish only. There are no UV protective coatings on the interior panel and they should be used for interior use only. Matching trims and fasteners are available.

# KATOLA

## Benefits

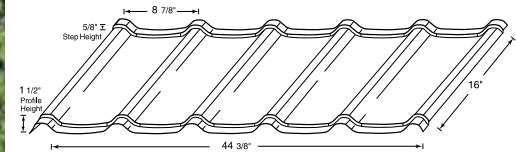
*NO strapping,  
installs directly  
over old shingles*

*One-third  
the weight of  
regular shingles*

*Energy efficient,  
easy to transport  
and install.*

*Detailed instruction  
and installation  
booklet included*

## Short Rib Panel



### STANDARD COLOURS



### CRINKLE SMP SERIES



## An affordable, easy to manage solution.

Steel Tile's Katola panel is the most cost-effective metal tile roofing system on the market. Combining all the features of our famous full-length profile sheets, but in an easy to handle size, making them ideal for any Do-It-Yourself handyman. Steel Tile stocks all the accessories, from vents to ridge caps, trims, fasteners and flashings. Everything required for a complete metal-roofing solution.



*Sold as single sheets or on compact skids.  
Buy only what you need.*

Katola is designed with overlapping and water shedding capabilities, these deep profiled 26 gauge metal sheets will dramatically transform any home, cottage or small roofing project. Laying down like ordinary roofing shingles, the Katola panel is easier to handle, transport and install, saving you time and money. Perfect for high-pitched roofs and other difficult-to-reach jobs. Each panel covers 4.93 sq. ft., includes overlap.

# STANDING SEAM

## Benefits

*Hidden fasteners prevent water penetration*

*No visible screws or attachments*

*Distinct raised vertical seamed appearance*

*Allows for expansion and contraction*

## Three Options



**Custom Milled Right ON SITE**



## Aesthetically admired, unmistakable appearance.

People considering a standing seam roof are often interested to know whether it's worth the investment. The answer is YES. A metal roofs return on investment is substantial, while the benefits cannot be denied. Experts consider a standing seam metal roof to be the best metal roofing available, because of the concealed fasteners and flashing methods. A standing seam metal roof has earned its reputation for durability and longevity.

Standing seam roofs are easy to spot because of their distinct continuous raised vertical seams. Standing seams are engaged in one of three ways; "Snap Lock", "Nail Strip" or "Mechanical Lock" all providing superior benefits. By folding and crimping the edges between the panels, standing seam keeps water and debris out. This concealed fastening method offers a higher level of protection and a more attractive appearance than any other metal roofing application. The ability to handle thermal movement allows the panels to slightly move when it gets hot or cold without compromising the roofs structure, making the roof last longer and stay strong year after year.

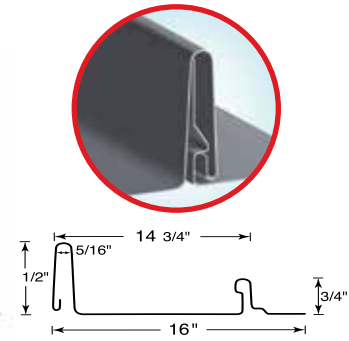
### STANDARD COLOURS



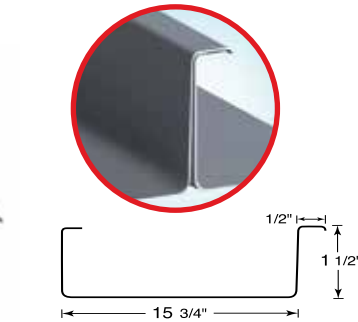

### CRINKLE SMP SERIES




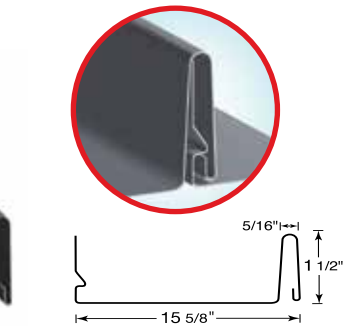

*Nail Strip 14 3/4"*



*Mechanical Lock 15 3/4"*



*Snap Seam 15 5/8"*



## Mobile on-site, roll formed production capabilities.

Steel Tile provides contractors and home owners with a unique opportunity. Clients can either have their roofs custom made under stringent quality controlled conditions at Steel Tile's Central Ontario facility and have the roof shipped to the construction site for installation or take advantage of Steel Tile's mobile on-site production unit. Steel Tile's mobile manufacturing unit experts have years of experience and can roll form your standing seam roof to the exact specifications directly on location, resulting in faster roofing installation times, less product waste, a lower risk of shipping material damage and no additional delivery fees for oversized orders. Schedule a mobile on-site installation date early to avoid construction delays, certain conditions apply.

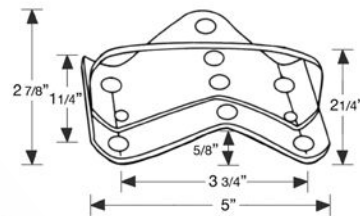
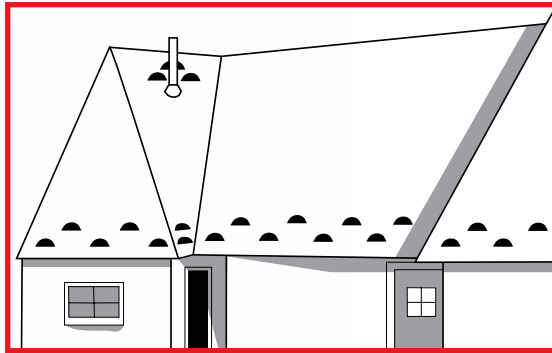
## Snow retention options.

Sliding snow around or above exterior doors, windows and walkways is a safety concern. If neglected, the effects of sliding snow from metal roofs can be a potential hazard. Steel Tile offers two effective durable solutions to make steel roofing safer and more suitable for busy locations and also help to save eavestroughing from being torn off or damaged.

**Snow Stops** are recommended for heavy snow load locations and steep roofs. Snow Stop is secured directly over the metal roofing panels and is designed to stop the downward movement of snow until it melts or falls off the roof in small amounts that will not cause any damage. Available in ten foot lengths or installers can cut Snow Stop into smaller pieces to fit specific areas. Colour matching Snow Stops easily blend into any metal roofing system facade.


**SnowLok.** SnowLok holds snow and ice on the roof longer and allows it to melt gradually. SnowLoks may be small but they provide high tech snow slide protection and are made from durable Lexan™. Strong and flexible, SnowLok will help hold the snow and ice under heavy snow-load conditions. In addition, SnowLok is a clear product that simply attaches to the roof with two matching screws, making it almost invisible on any coloured roof.

Recommended  
SnowLok general  
installation, staggered  
pattern.



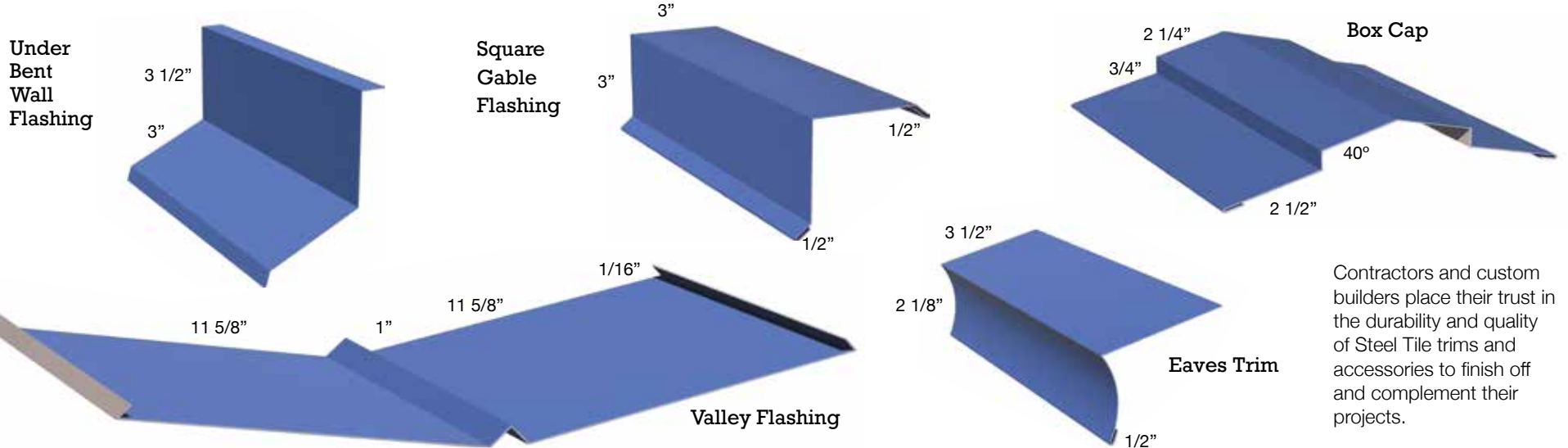

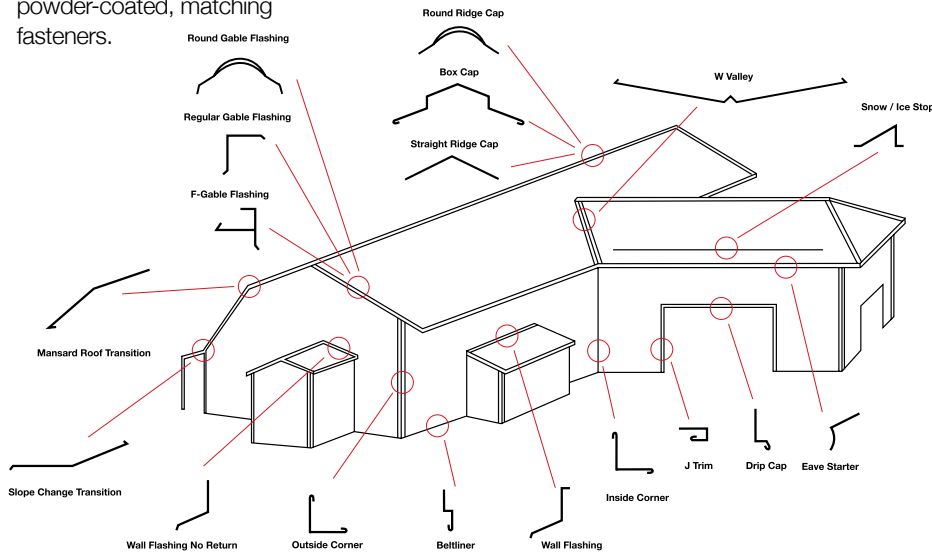
Order SnowLok on-line  
direct from our website.

Order Snow Stop  
in 10ft lengths



# The finishing touches.

Trims and finishes are not only crucial but necessary components to ensure your home or business is completely weather resistant. They also add the final finishing touches to achieve the perfect look. An assortment of trims and colour matching accessories manufactured from 26 gauge quality steel are available. Trims are available in-stock ten foot lengths and can be custom made to specific measures, these include: ridge caps, valley flashing, gable flashing, wall flashing, eaves trim, chimney/ pipe flashing and skylight flashing, closure material and powder-coated, matching fasteners.



Contractors and custom builders place their trust in the durability and quality of Steel Tile trims and accessories to finish off and complement their projects.



## Accessories.

At Steel Tile, we aim to streamline the roofing process for builders and homeowners through meaningful innovation. That's why we stock a full selection of essential elements to complete any roofing project including; vents, matching fasteners, synthetic underlayment, trade silicone, pipe flashing, universal closure, vent pans, specialty snips and tools. Contact a member of our sales team to assist and ensure your orders are complete.





METAL ROOFING SINCE 1986

Precision crafted roofing that  
people look up to!



Manufactured in Innisfil, under one roof!



Slate Shake Panel



Elite Panel



Katech Panel



Muskoka Panel



Summit Panel



Katola Panel



Standing Seam Panel



Wall Panel

Our showroom is open to the public Monday to Friday.  
Conveniently located at Innisfil Beach Rd & Highway 400, just South of Barrie.

Visit or website for more information: [www.steeltile.com](http://www.steeltile.com)

**STEEL TILE**™  
co.  
METAL ROOFING MANUFACTURERS

**1-800-461-5567**

**Phone:** 705-436-1723 **Fax:** 705-436-6329 **Email:** [tileinfo@steeltile.com](mailto:tileinfo@steeltile.com)  
3487 Thomas Street, Innisfil, ON L9S 3W4, Canada