



Full-Length Profiled Panels

STEEL TILE^{co.}TM
METAL ROOFING MANUFACTURERS

Full-Length Panels

Steel Tile is unique in providing full-length custom-cut panels up to 30 feet in length. There are several advantages to using a Steel Tile metal roofing system, including minimal on-site preparation, faster installation per square foot, resulting in time and cost savings. Fewer horizontal seams reduce the possibility of leaks unlike smaller multi-paneled clip-on roofing systems. Steel Tile Metal roofing panels weigh less than half the weight of traditional shingles per sq. ft.. These full-length panels can be applied directly onto a plywood base or over top of existing shingles and will not overload the roof structure. Strapping will allow adequate venting between layers. Our panels are rigorously tested and meet Miami-Dade and Florida Building Code requirements. The toughest approval bodies in the world.

Actual roof coverage using one custom cut 32 foot long panel



- **Installs over existing shingles or use 1"x 4" horizontal strapping**
- **Custom-cut full-length sheets**
- **Galvanized profiled panels**
- **DuraFlex Silicone Polyester paint finish with 40 year colour warranty**
- **Water-channel system and fewer seams for a virtually leak-free roof**
- **Custom-cut panels up to 40 feet long available by special order**
- **Matching trims available**
- **26 gauge steel**



Do steel roofs cost more than a conventional shingled roof?

The life cycle of a Steel Tile metal roof is more cost efficient than a traditional roof. Shingled roofs typically last 8 to 12 years. You would need to re-roof three to four times at inflated costs to begin to reach the lifespan of a metal roof. When selling your home a metal roof will be one of the first things a perspective buyer sees, instilling peace-of-mind knowing their new investment is secure for years to come.

Are steel roofs noisy and hard to maintain?

Noise is a myth born from the days when barns were built with open framing and no insulation. Today's homes are built to higher standards and they are fully insulated. Heavy rains or hail would generate the same sound as a traditional roof. Metal roofs do not crack, shrink or burn. They shed rain and snow more effectively and are virtually maintenance free. Squirrels and other rodents avoid the metal surface eliminating nesting possibilities.

Will metal roofing improve the look of my home?

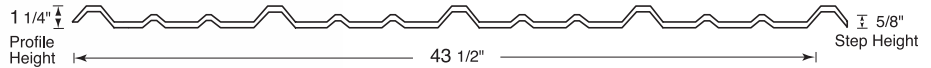
Steel Tile's metal roofing profiles dramatically transform any home. The deep profiles will change as the day unfolds and the shadow lines will accentuate the shapes. Colour also plays a part, from bold to understated sophistication. You can select from a wide variety of colours to match any preference.

What about the trims and flashing?

Steel Tile manufactures all the necessary colour matching screws and accessories to fully transform any home.

Custom-cut panels to length

Up to
30ft.
long



Slate Shake

The **Slate Shake profile** depicts a real slate or cedar shake roof. A 5/8" step repeats every 16" along the panel creating a defined appearance with far fewer seams. Ideal for residential or commercial applications.



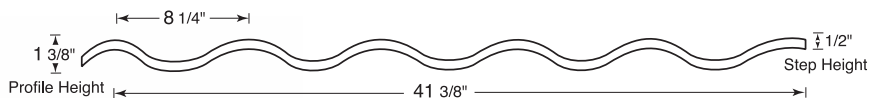
G90
Galvanized

26 Gauge Steel



Custom-cut panels to length

Up to
30ft.
long



Elite Panel

The **Elite profile** is designed to depict the look of Dutch clay tiles. The wave pattern profile creates a distinctive European feel. The offset pattern has a 1/2" step every 16" that captures the light and dramatically commands your attention. Perfect for homes or cottages.



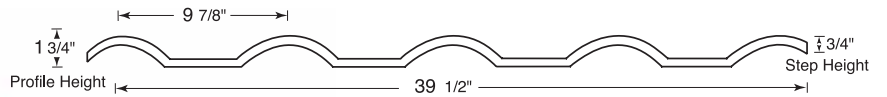
G90
Galvanized

26 Gauge Steel



Custom-cut panels to length

Up to
30ft.
long



Katech Panel

The **Katech profile** simulates the classic Mediterranean clay tile appearance. With a 3/4" step every 16" along the panels, this panel suits a variety of applications from stylish inner city to rural acreage lots. Set yourself apart and make a statement.



G90
Galvanized

26 Gauge Steel



**Discover the unmatched beauty, durability, and affordability
of a Profiled Metal Roof!**



Colour Choice and Guarantee

Your choice of 15 standard colours. The advanced DuraFlex technology is formulated with a proprietary durable resin which provides superior resistance to chalking and fading, especially in extreme heat and UV exposure locations. DuraFlex paints' exceptional coating hardness, flex ratio and abrasion resistance has been proven to out-perform other finishes in the harshest of climates. DuraFlex paint provides a new level of Long Term Exterior performance for building product applications with the best warranty in the business.



Steel Tile's renowned roofing systems and superior paint finishes are backed by an industry leading 40-year transferable warranty. Don't be fooled by companies offering life time warranties or guarantees.

Accessories

A complete selection of colour-matched accessories made from 26 gauge steel is available from Steel Tile to accent any roof. These include: ridge caps, valley flashing, gable flashing, wall flashing, eaves trim, chimney and skylight flashing, pipe flashing, closure material, and powder-coated, colour-matching fasteners. Snowloks® and snow stops are also available.

Energy Efficient

DuraFlex formulations, with Cool Roof ceramic pigments meet minimum solar reflectance requirements or Energy Star approval criteria.

Your Steel Tile Dealer

STEEL TILE TM **co.**
METAL ROOFING MANUFACTURERS



3487 Thomas Street, Innisfil, ON Canada L9S 3W4
(HWY. 400 & Innisfil Beach Rd.)

P. 705-436-1723 F. 705-436-6329 **1-800-461-5567**

Web: www.steeltile.com Email: tileinfo@steeltile.com